

This is Zack and his mom. Zack is excited about going to school!




Written by Julie Theisz

Illustrated by Ronnie Rooney


©2004 Positive Promotions

Item # KCB-416


How will Zack get to school?




Color what Zack will ride in to get to school.




1



2




3





4



Zack follows bus safety rules. So should you. Always walk to your bus stop with a "safe person." That can be a grown-up or an older school friend.




Color the 2 pictures that show safe people to walk with.



If you have to cross a street on your way,
hold your safe person's hand. Look for cars
before you cross.




Stay safe while you wait for the bus. Line up quietly on the sidewalk at the bus stop.



Circle the 5 apples hidden in this picture.



A school bus is big and long. It is hard for the bus driver to see anyone who is too close to the bus. Stay out of the Danger Zone!



The Danger Zone is
10 feet or 5 giant
steps around the bus
in every direction.

Stay safe in the winter!

1. Dress warmly.




2. Watch out for ice.



3. Don't throw snowballs when you're at the bus stop.

The bus is here! Get on the bus safely!



Draw a line to match the safety rules with the pictures.

1. Get on the bus one person at a time.

A




2. Use the handle by the steps.

B




3. Don't push.

C




4. Find a seat and sit down.



D



Stay safe on the bus. Sit up in your seat.
Stand up only when the bus driver
says it is OK to get off.




Put a star on the shirt of the student
who is sitting the right way. Put an X
on the children who are not being safe.




Use a soft voice and do not make any loud noises.



Circle the 2 pictures that show children being quiet. Put an X on the kids who are being loud.




KeeP your backpack and other things out of the aisle. Otherwise, somebody could trip and fall over them.

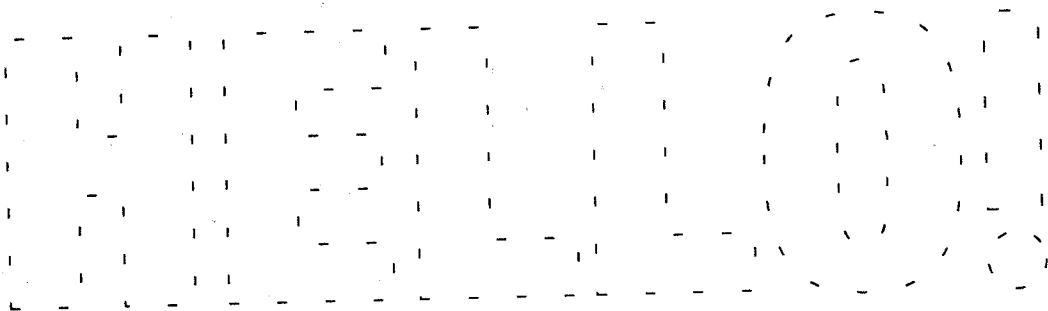


A bus driver's job is to keep you safe.
Pay attention to your bus driver and be
polite to him or her.


You can say HELLO to the bus driver and
to your friends on the bus.




Trace the letters to spell
a word.



Help the bus driver get Zack home!




Draw a line from school to Zack's bus stop.




Be safe getting off the bus!

1. Pick up your backpack before the bus gets to your stop.
2. Wait for the bus to stop before you get up.
3. Use the handrail by the stairs.
4. Tell the bus driver if you forgot something.



If you must cross the street, do it safely. Take 5 giant steps in front of the bus before you cross. That way, the driver can see you.






Answers:

- Page 2:**
Color #3, the school bus.
- Page 3:**
Color #2 and 3.
- Page 5:**



- Page 8:**
1-C, 2-D, 3-A, 4-B



- Page 10:**
Circle 1 and 4.
Cross out 2 and 3.
- Page 13:**

