



I SCREAM YOU SCREAM WE ALL SCREAM FOR GREEN SCREEN!

By Tricia Haupt

Session Objectives

What you will learn...

- **How to use green screen with students in the classroom**

Why it is relevant...

- **Curricular links and the rationale for using green screen**

How you will learn it...

- **Demonstrations, hands-on practice, student examples**
- 

Who Uses Green Screen Anyway?



What You Need to Get Started

1. An iPad (2nd gen. or later)
2. A Green Screen
3. Green Screen app by DoInk
4. Lights (optional)
5. External mics (optional)



Step 1: Script Your Movie



Pages
Free or \$9.99



Popplet
Free or \$4.99



Google Docs
Free



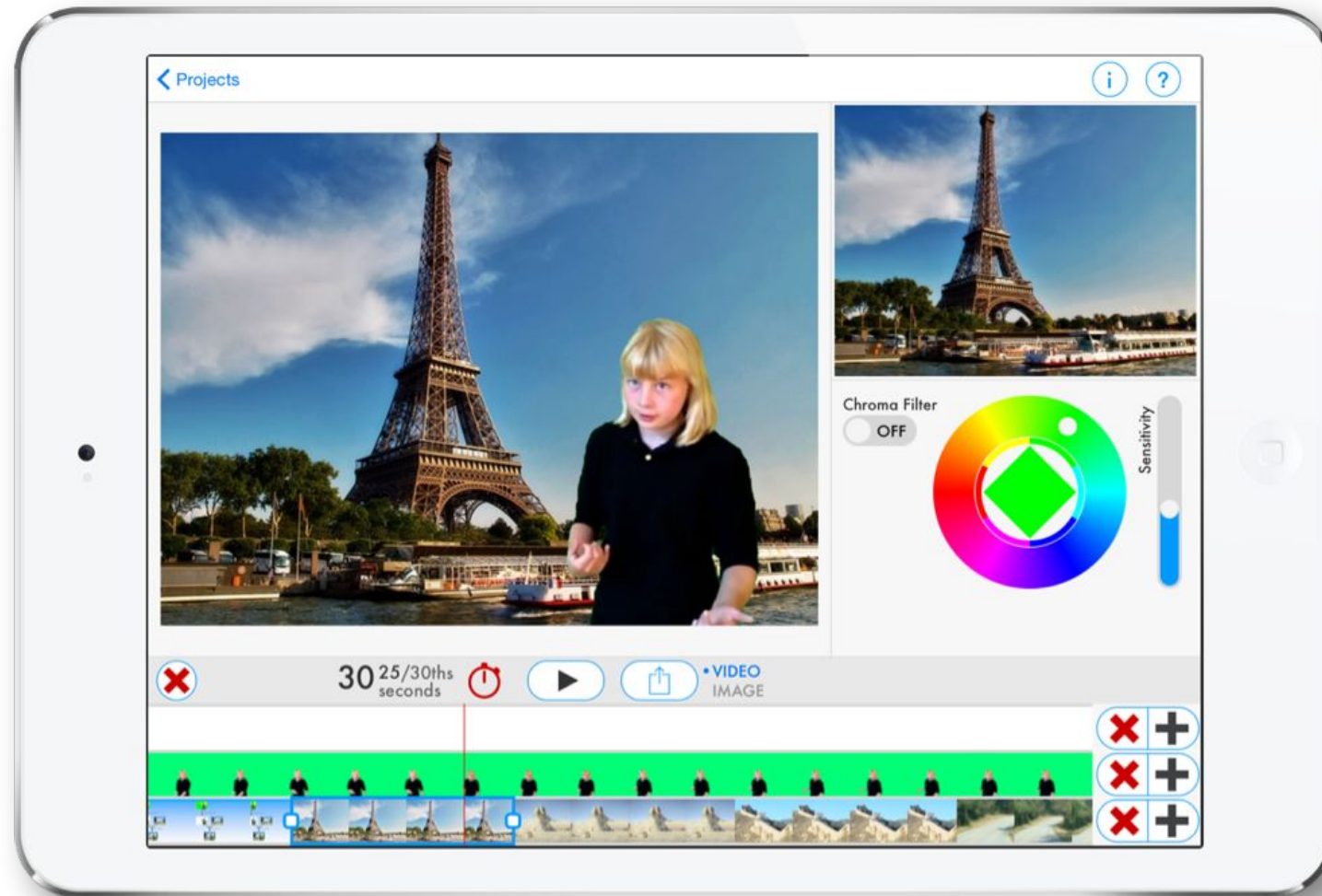
Padlet
Free

Note: Paper and pencil is still a great option, but if you want to do your scripting and brainstorming on the iPad then these are some suggested apps that are available to you.

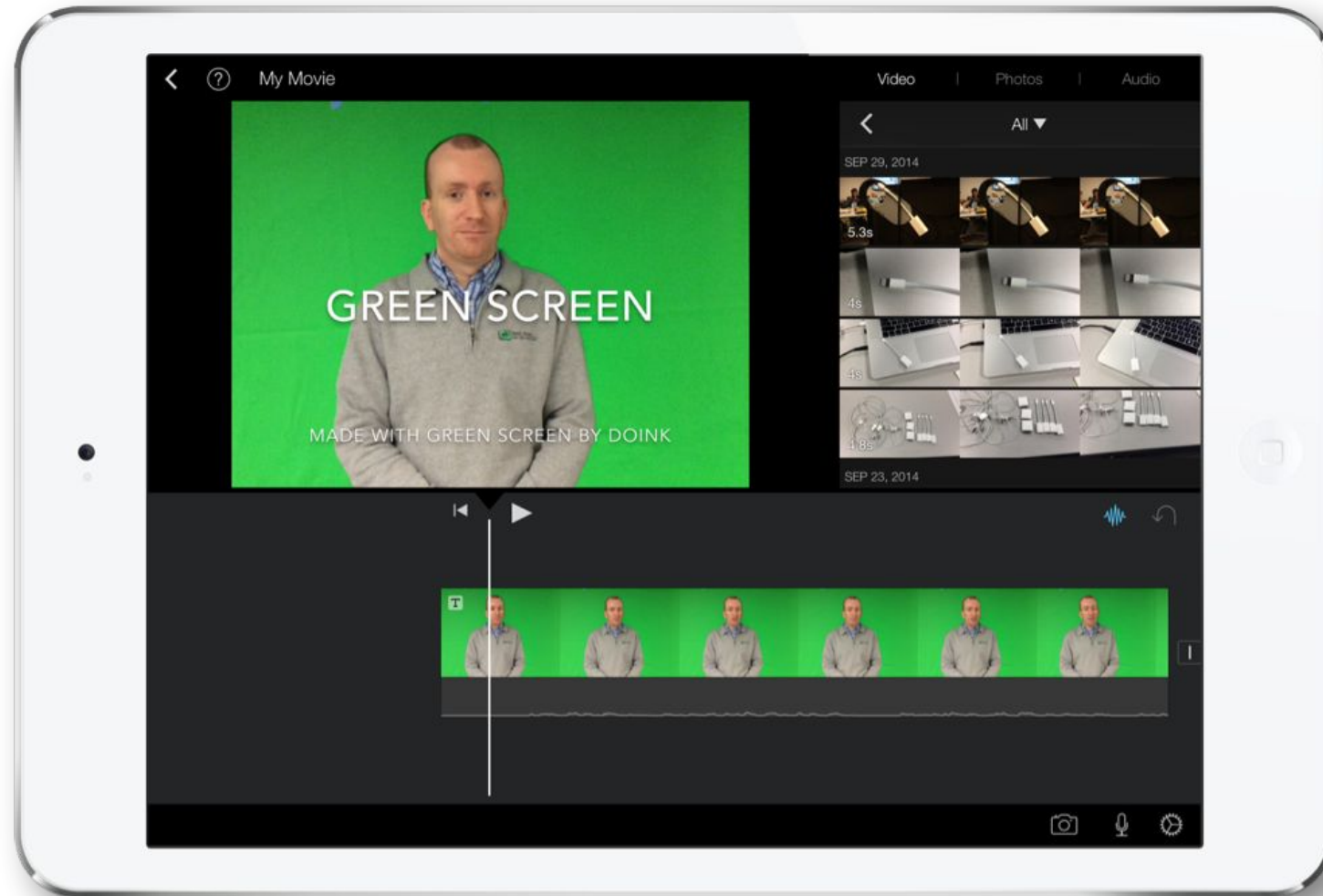
Step 2: Record Your Footage



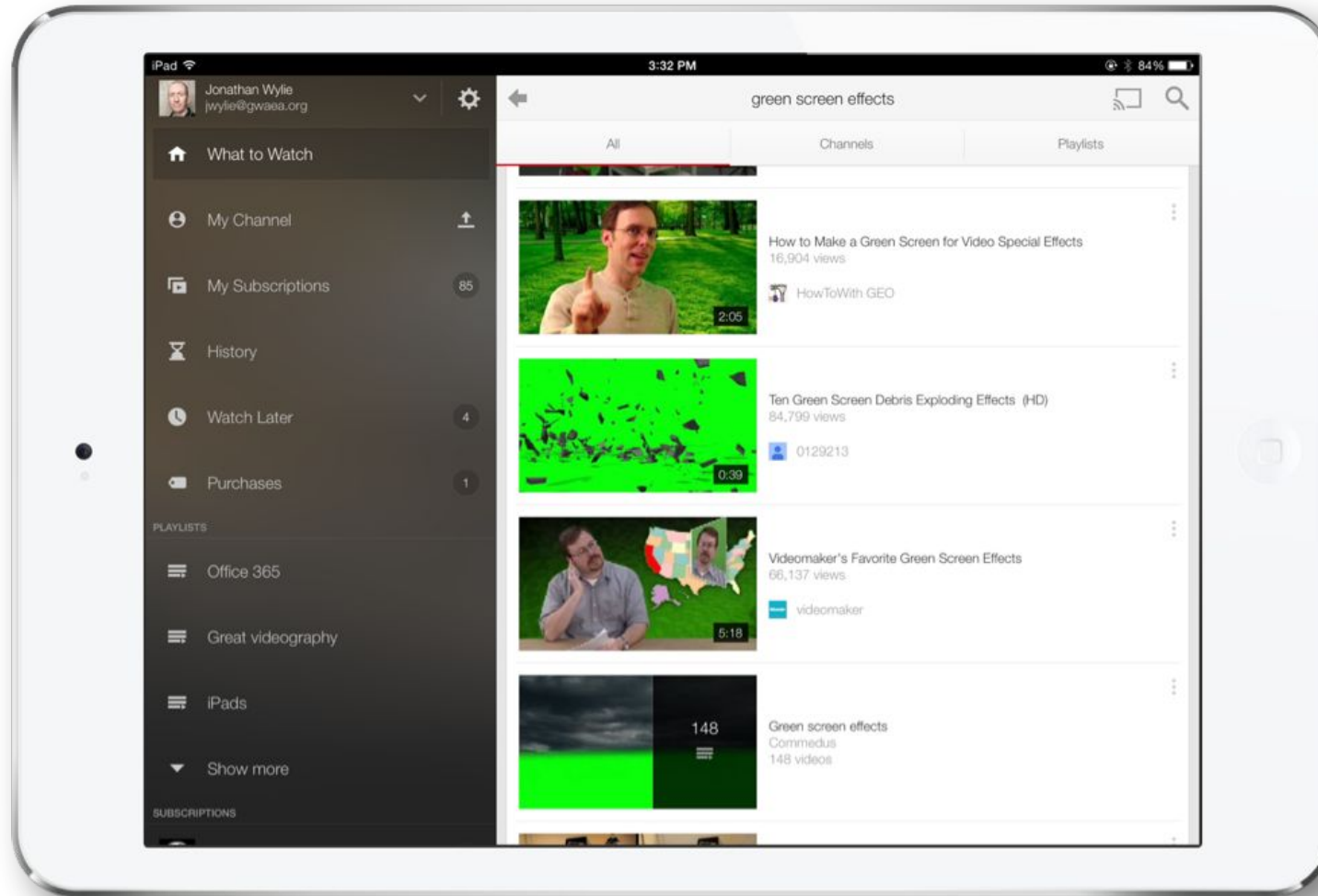
Step 3: Green Screen by DoInk



Step 4: Post Production



Step 5: Share With Others





DEMO TIME

HOW TO USE GREEN SCREEN BY DOINK

Tips & Tricks

MAKING THE MOST OF YOUR GREEN SCREEN EXPERIENCE

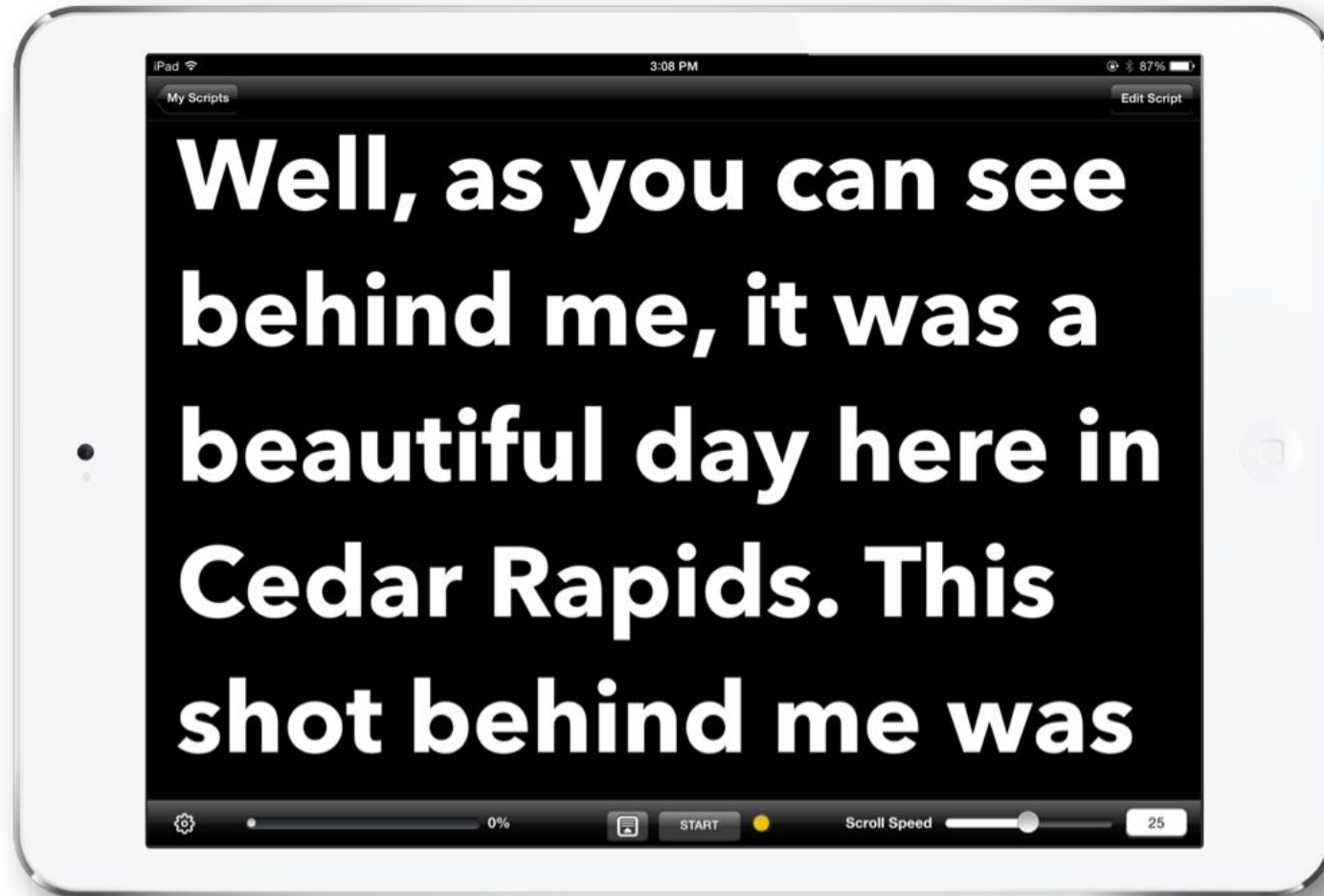
Don't Wear Green!



iPad Tripod Mounts



Teleprompter apps



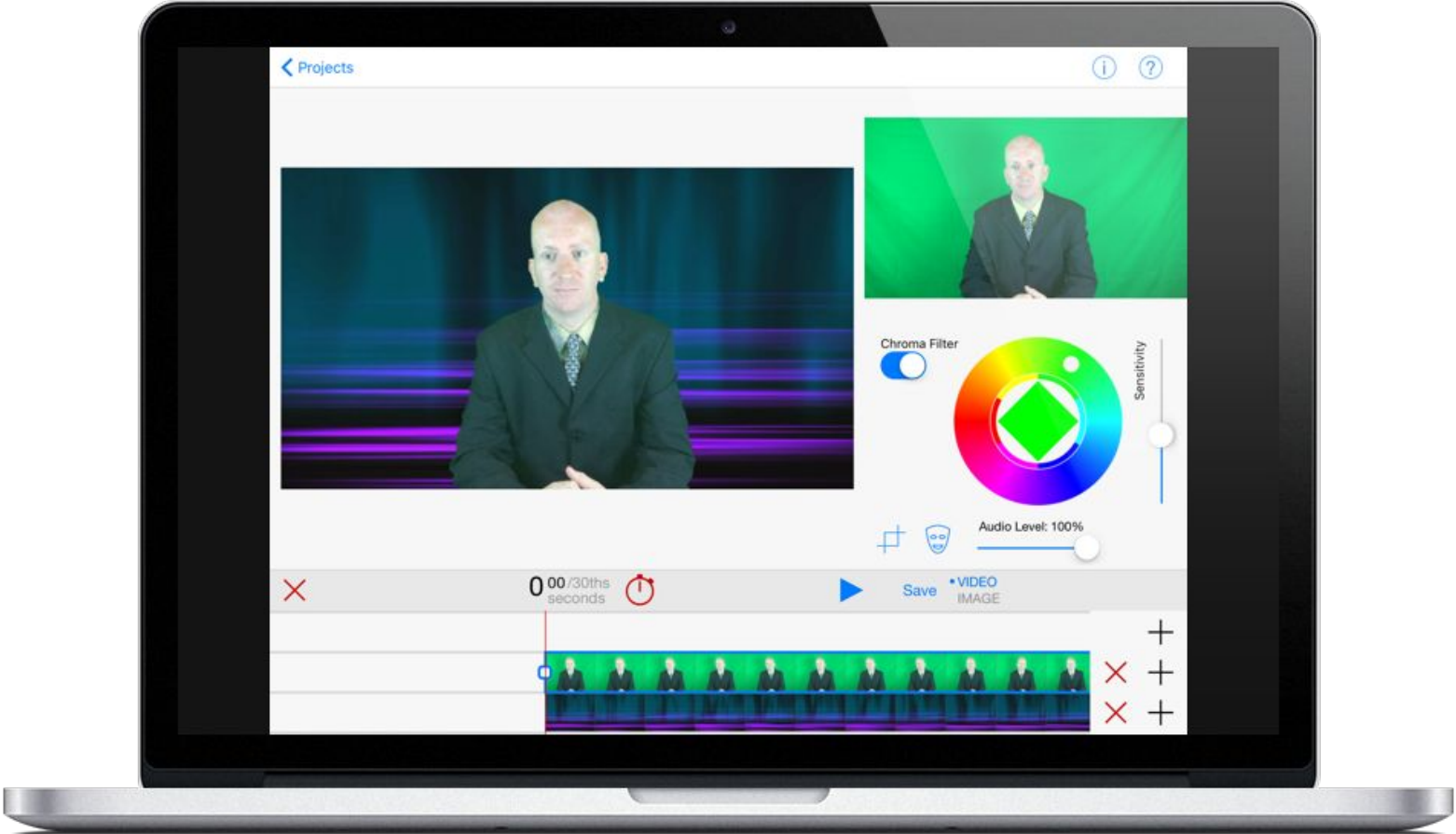
External Microphones

iRig Mic


the first handheld microphone
for iPhone, iPod touch, iPad
and Android devices



Mirror the iPad for the Students



Green Screen Picture Window



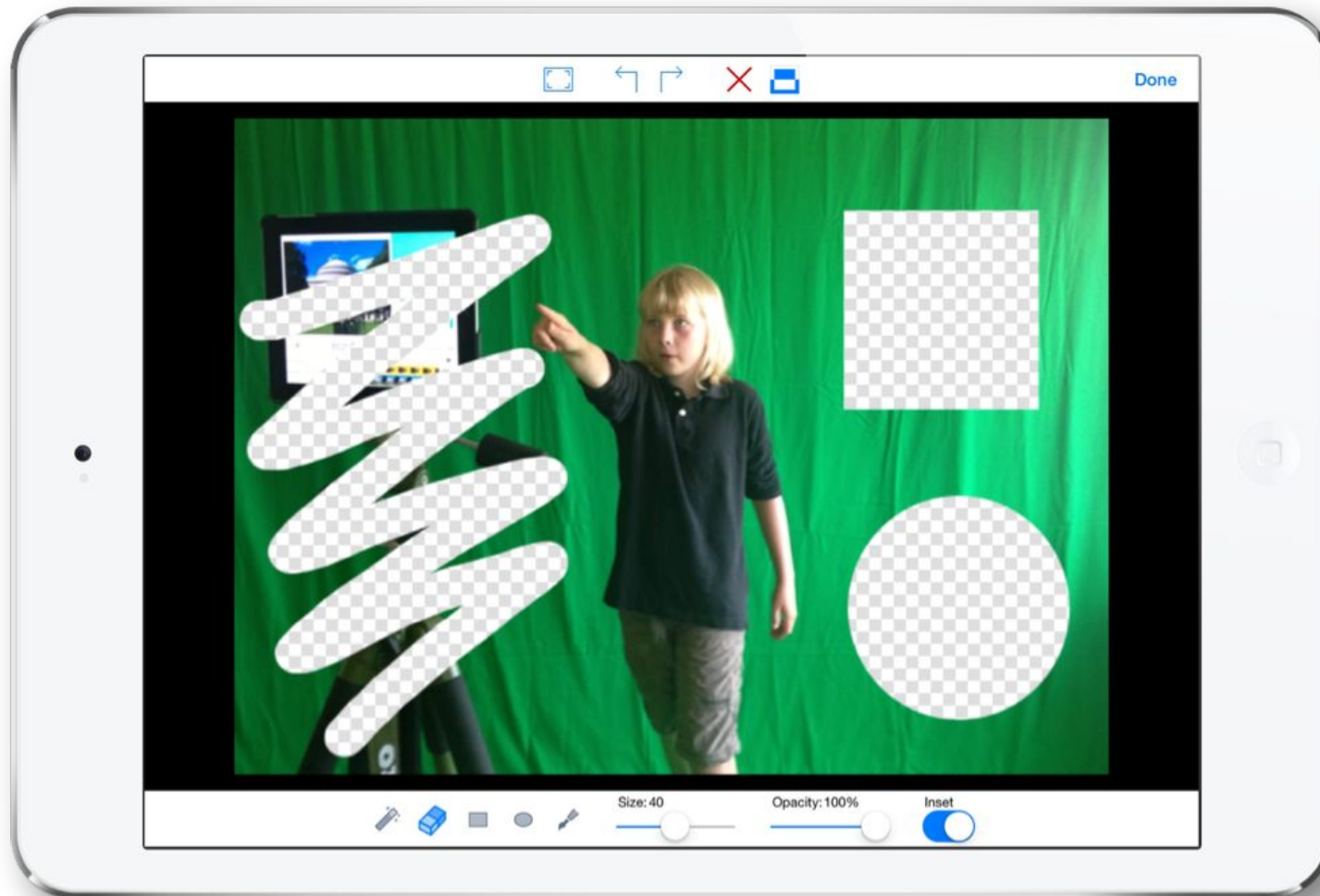


@amaworsham

Are You Afraid of Heights?



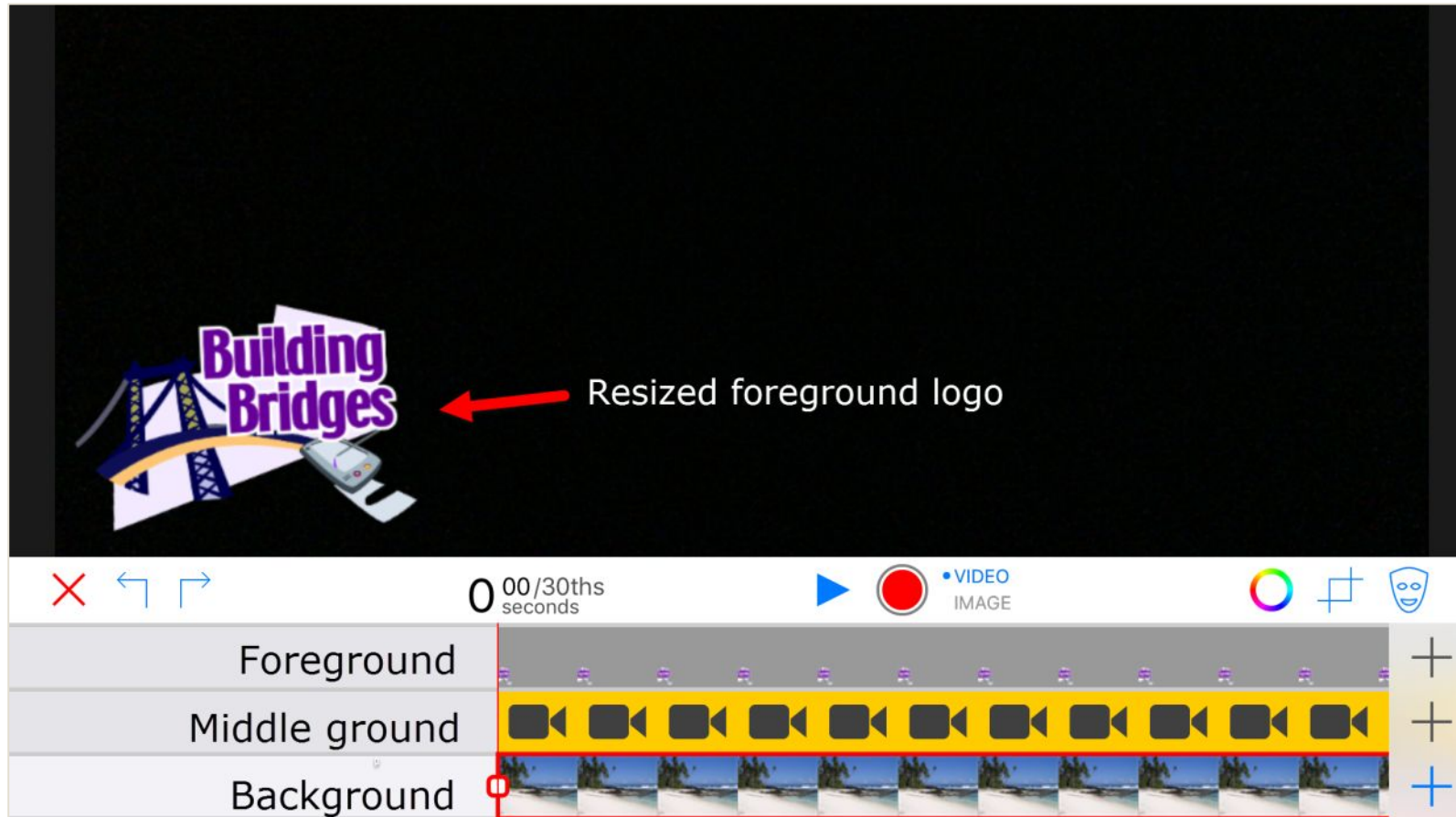
Use the Masking Tool



Use the Masking Tool



Add School Logos or Watermarks



Clone Yourself!



Resize Your Video for Backgrounds



Classroom Ideas

CREATING & INNOVATING WITH GREEN SCREENS

A solid green horizontal bar at the bottom of the slide.

Ideas for Green Screen Projects

- News reports for Language Arts
- Virtual Field Trips in Social Studies
- Digital Storytelling in ELA
- Story Problems in Math
- Book reviews for ELA
- Historical Re-enactments
- Procedural writing
- Science reports

Find more ideas on
[the DoInk Blog](#)
or by following
[@DoInkTweets](#) on
Twitter or Pinterest

A Video Invitation to Parents



Historical News Report



Music Class




Green Screen in Kindergarten



Green Screen Stop Motion in Art



Green Screen Stop Motion Storytelling



Tim Head @MrHeadComputing · May 4
Green Screen stop motion animation. Step one of the AppSmash unit. #primaryrocks



9



25



More Examples of Green Screen Fun

1 - Be invisible

As seen in Harry Potter, pupils can make their body invisible by wrapping up in a green screen in front of a green backdrop, before importing in MoviePlus to overlay on another scene using ChromaKey.



2 - Turn Superhero

To fly or leap tall buildings, drape a screen over the floor or wall, using a fan to fake wind. Import into MoviePlus to superimpose on landscapes or footage of clouds. Wearing pants on the outside is optional!



3 - Music video

Play guitar at Wembley or create surreal music videos. Pupils can record themselves rocking out against a green screen, removing the background and adding audio in MoviePlus to play at impossible locations.



4 - Get animated

Combine live action with stop-motion, for monster movies that 'ape' King Kong. Import Animated GIFs (eg. created in DrawPlus or Animate IT!) into MoviePlus, adding a ChromaKey clip of pupils on the track above.



5 - Clone students

For clever scenes where pupils have a twin, capture two videos against a green screen into MoviePlus. Add a 2nd video track to layer them, removing the backgrounds. Try using Transform to flip one clip for a 'mirrored' video.



6 - Window to a new world

A popular technique to fake backgrounds and driving scenes in films – hang a green screen behind a car or classroom window, using ChromaKey in MoviePlus to remove and reveal another background behind.



More Examples of Green Screen Fun

7 - News just in

One of the best known uses for green screens, pupils can make weather forecasts or school news bulletins by recording interviews against a screen, layering backdrops and images in MoviePlus.



8 - Time travel

Create the illusion of time travel by combining a green screen clip with another video, and adjust the Play speed of each in the Properties pane. Try adding an 'Old film' effect onto speeded up clips!



9 - Freeze!

Often used in battle scenes, pupils can create slow-mo effects in impossible sets. Record action shots with a green screen, import into MoviePlus to swap backdrops, split clips, slow playback speed or add static frames.



10 - Sports analysis

Green screens can provide simple backdrops to review technique in PE. Import footage in MoviePlus to preview with playback controls – even remove the backdrop to overlay and compare progress in earlier clips.



11 - Moon walk

Great for Sci-Fi trailers; pupils can record themselves 'moon-walking' and replace the green backdrop with a sourced image of space in MoviePlus. Then simply slow down play speed of the clip in Properties.

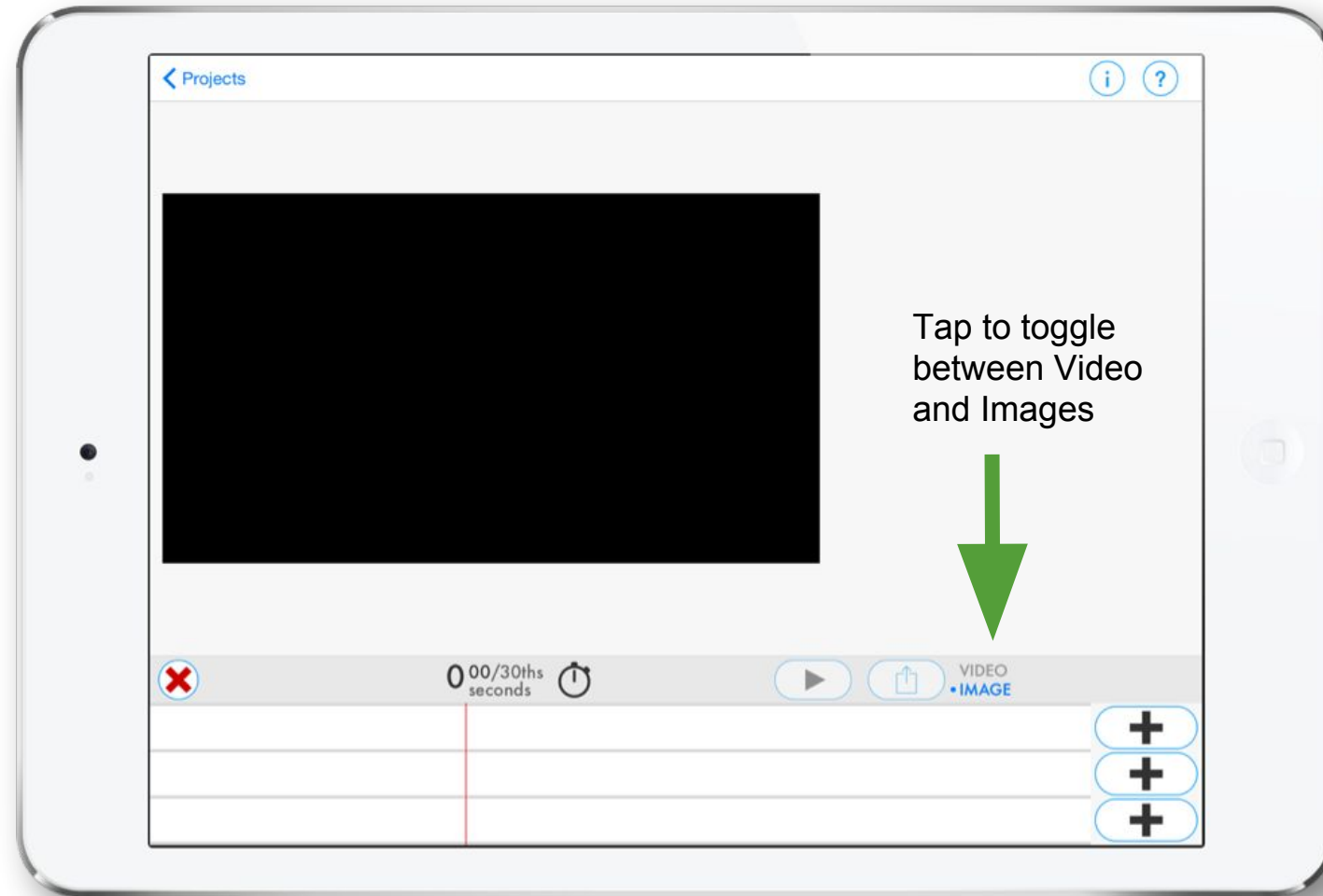


13 - I see ghosts

Remove the green backdrop behind pupils to superimpose on another video or image. Select their 'ghost' clip; go to 'Video Effects' in Galleries to layer Colourize, Opacity and Filter Effects to add eerie glows.



Green Screen Photography



Wish You Were Here?



Green Screen Writing Prompts





Creative Uses of Green Screen Photos



Todd Allgor @todallgor · Mar 11
Ss collaborating and finding creative ways they can use @DoinkTweets #greenscreen app #edtech #doink #SCSEagles1

← ↻ 📄 ❤️ 1 ⋮



Doink Tweets
@DoinkTweets

Follow

RT @SISroom402: We Green Screen. Do you?



RETWEET
1

LIKES
4



9:02 AM - 15 Mar 2016

← ↻ 1 📄 ❤️ 4 ⋮

schools.iclipart.com


iCLIPART FOR SCHOOLS gwaea10 | [Basket](#) | [Sign Out](#) | 1-800-713-0398
Welcome to the World's Largest Royalty-Free Clipart Site with Over 7.8 Million Images! Grant Wood AEA

[clipart](#) [photos](#) [photo objects](#) [fonts](#) [sounds](#) [web graphics](#) [animations](#) [video](#)

search clip art [find](#)
[Advanced Search](#)

Featured Categories

[Back to School](#) [Halloween](#) [Thanksgiving](#) [Birthday](#) [Spring](#) [Summer](#) [Fall](#) [Winter](#)



Categories

3D	Country	Holidays	Religion	Sports
Accents	Cartoons	Icons	Retro	Symbols
Agriculture	Education	Nature/Scenic	Road Signs	Tourism
Animals	Elements	Objects	Sci-Fi	Transport
Backgrounds	Entertainment	Occupations	Science	Victorian
Buildings	Flags	Patriotic	Signs	Weddings
Business	Food	People	Silhouettes	

pixabay.com

The screenshot shows the Pixabay website homepage. At the top left is the 'pixabay' logo. On the top right are navigation links: 'Explore', 'Sign up', 'Log in', and a three-dot menu. The main banner features a soccer player's legs and a ball on a green field. The text 'Free High Quality Images' is prominently displayed, followed by 'Over 680,000 free stock photos, vectors and art illustrations'. A search bar is centered, containing the text 'Search images, vectors and videos', a dropdown menu set to 'All images', and a search icon. Below the search bar are social media buttons for 'Like 208K', 'Follow' (Twitter), and 'Follow' (Google+). A small credit 'bottomlayerc20' is visible in the bottom right of the banner. Below the banner, the text 'Free images and videos you can use anywhere' is centered, followed by a paragraph explaining the Creative Commons CC0 license. A navigation bar below this contains links for 'Photos', 'Illustrations', 'Vector graphics', and 'Videos'. At the bottom, a row of four image thumbnails is shown: a pink peony flower, a hand holding a white cloth, a snowy mountain peak, and a person's head in a field of purple flowers.

pixabay

Explore Sign up Log in ...

Free High Quality Images

Over 680,000 free stock photos, vectors and art illustrations

Search images, vectors and videos All images

Like 208K Follow Follow

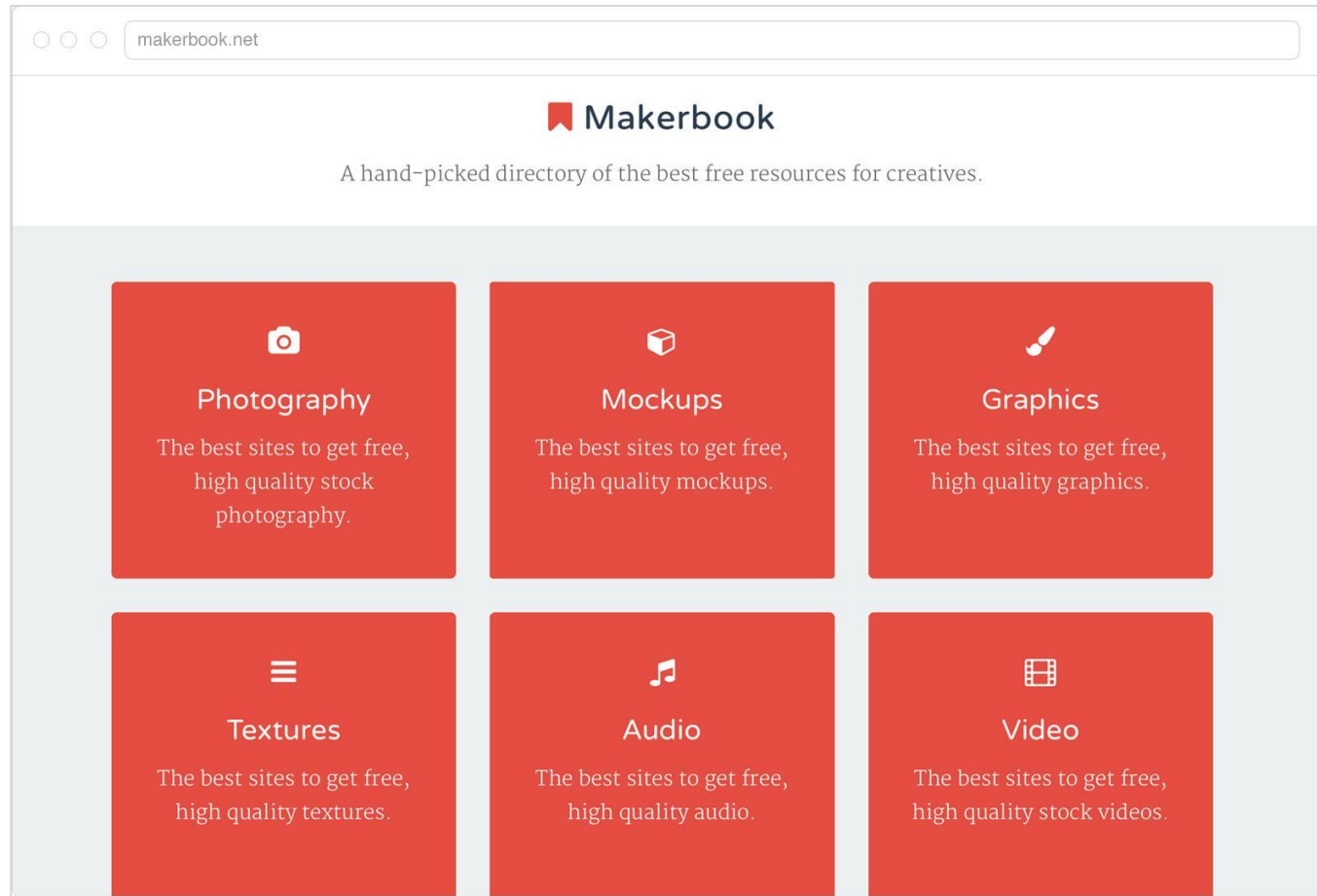
bottomlayerc20

Free images and videos you can use anywhere

All images and videos on Pixabay are released free of copyrights under Creative Commons CC0. You may download, modify, distribute, and use them royalty free for anything you like, even in commercial applications. Attribution is not required. [Learn more ...](#)

[Photos](#) [Illustrations](#) [Vector graphics](#) [Videos](#)

Free Stock Video & More

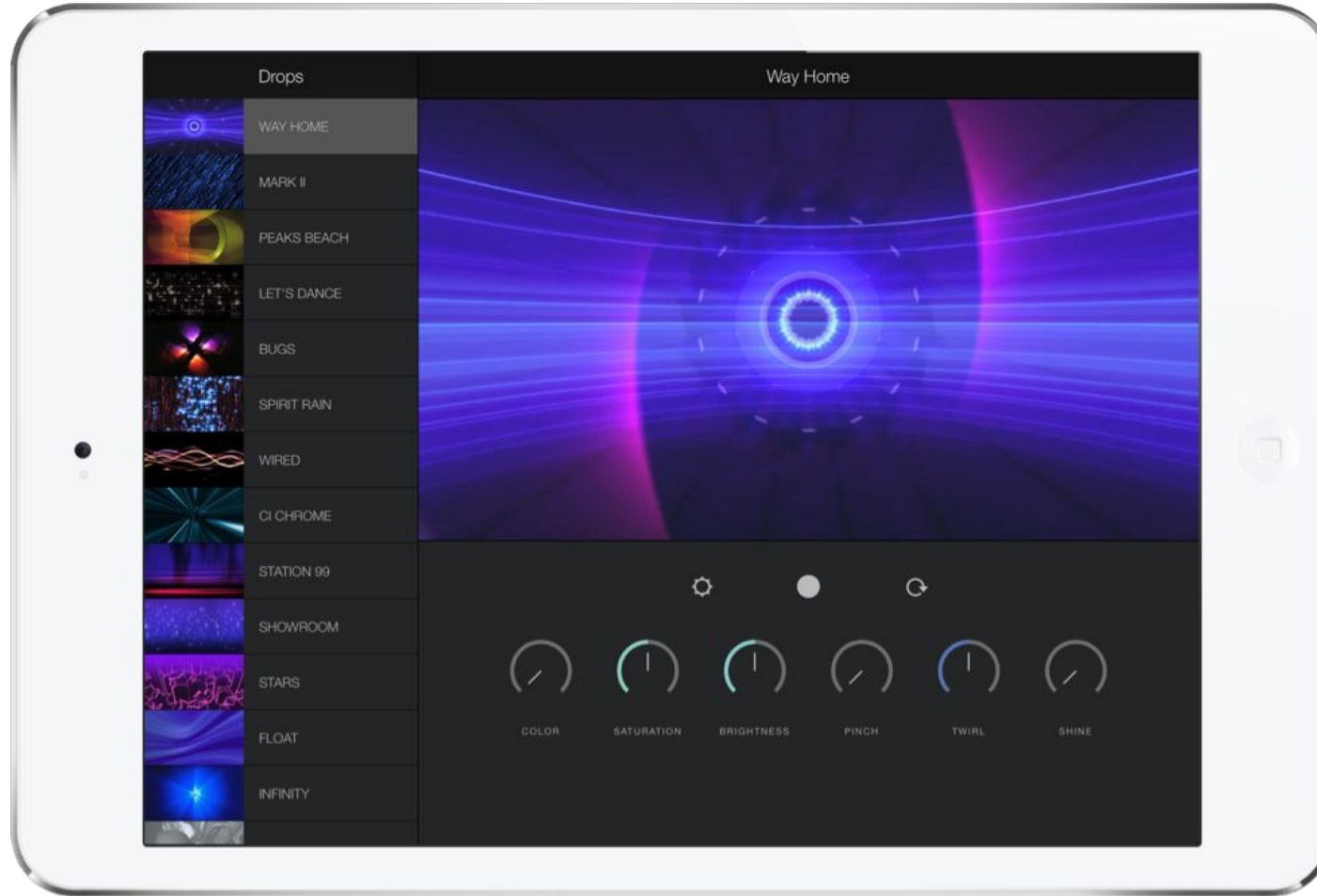


How to Download Stock Video

**How to Download Music
& Video to the iPad**

GRANT WOOD AEA
DIGITALLEARNING

Movie Drops for iMovie (\$2.99)



Green Screen is Cool, But...

“Stories without digital work, digital without stories doesn’t. It is the special responsibility of teachers to ensure that students use technology to serve the story, and not the other way around.”

Jason B. Ohler

Further Reading

- [Green Screen App by DoInk](#)
- [How to Use Green Screen Effects on iPads](#)
- [Famous Americans: Green Screen Monologues](#)
- [Create a Green Screen Video in Your Class](#)
- [Why & How to Green Screen in the Classroom](#)
- [Creating a Studio with an iPad & Green Screen](#)
- [Mrs. Jones “We Wonder” Green Screen Project](#)
- [Making Movies in an iPad Classroom \(GWAEA\)](#)
- [External Mics for iPads: Better Audio for iOS Devices](#)



**I SCREAM
YOU SCREAM
WE ALL SCREAM
FOR GREEN SCREEN!**